

RISO

RISO

M

Z

770



1

2

ONE OR TWO COLOR PRINTING

Easy, beautiful printing in one color or two

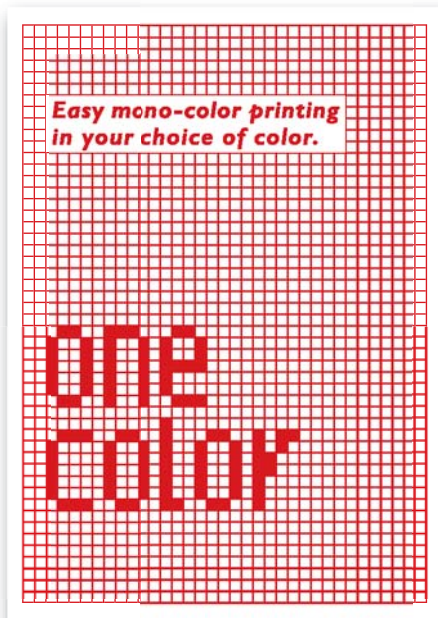
Fast, efficient one or two color printing

Now you have the choice: printing in a single color or adding the power and immediacy of a second color – all at a single pass. It's never been easier to produce attractive, high-quality documents and the MZ770 offers you the choice, all in a single compact machine.



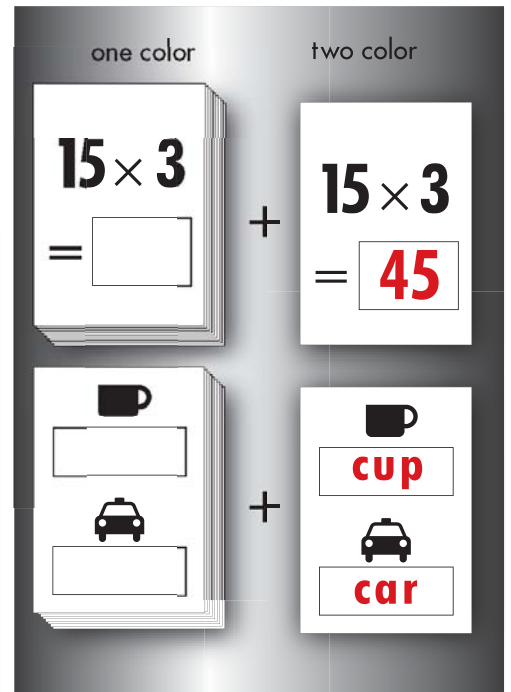
Single-color printing

Some documents do not require the added power and attention-getting of a second color, and for these cases the MZ770 provides fast, easy mono-color printing in your choice of color.



Two-color printing

Printing in two colors is now virtually as quick and easy as printing in a single color. Thanks to the MZ770's advanced technology, there's no need to prepare separate originals for each color, so adding the power and immediacy of a second color is little more than a single pushbutton operation.



Combination print

If you wish, you can even split your print run with one part in a single color only, and the other in two colors. For example, it's a great way to prepare a set of test papers in a single color, and an answer sheet with the questions in black and the answers in red.

High-speed operation gets the job done fast

The RISO tradition of speed

RISO printers are known worldwide for their high speed and high quality, and the MZ770 carries on the tradition in full measure. At every step, from scanning the original through master-making to final output, the MZ770 gets the job done fast with no fuss or inconvenience.




Master-making

It takes just 24 seconds* to make a single-color master or 57 seconds* to make a 2-color master, so in less than a minute you're ready to start printing.

**For an A4 portrait master without enlargement or reduction.*

600 dpi scanning

The scanner boasts 600 dpi resolution to ensure that even the finest details are clearly picked up and transmitted to the master-making section.




D600 dpi printing

D600 dpi printing is your assurance of beautiful output quality with smoother lines, finer gradations for photos and even tiny typefaces clearly legible.



Single-pass, 2-color printing

Because the MZ770 incorporates two print drums – one for each color – you can enjoy 2-color printing at a single pass, raising speed and efficiency. Better yet, since it's just a single pass over the two print drums, accurate registration is assured: your individual print areas will line up just the way you want them.



Ultra high-speed output

A maximum print speed of 150 ppm gets you to the end of even the longest print job in an astonishingly short time, taking less than seven minutes to print 1,000 pages.

2-color printing made easy

"Easy 2-color" for simplified master-making

The MZ770 features "easy 2-color" – a process that not only makes it easy to create 2-color masters, you even get a choice of how to do it so you can select the method that's easiest for you or most suitable for any particular print job.

Red and black original

If you have a red and black original, making a master couldn't be simpler: just set the original and scan, and the MZ770 does the color separation for you, automatically.

Handwritten separation

With a single-color original, you can handwrite the data you want printed in the second color. Again, carry out the scanning process and the colors are separated automatically.

Area separation

With a single-color original, you can circle the areas you wish printed in the second color. When you scan the original, the colors are automatically separated.

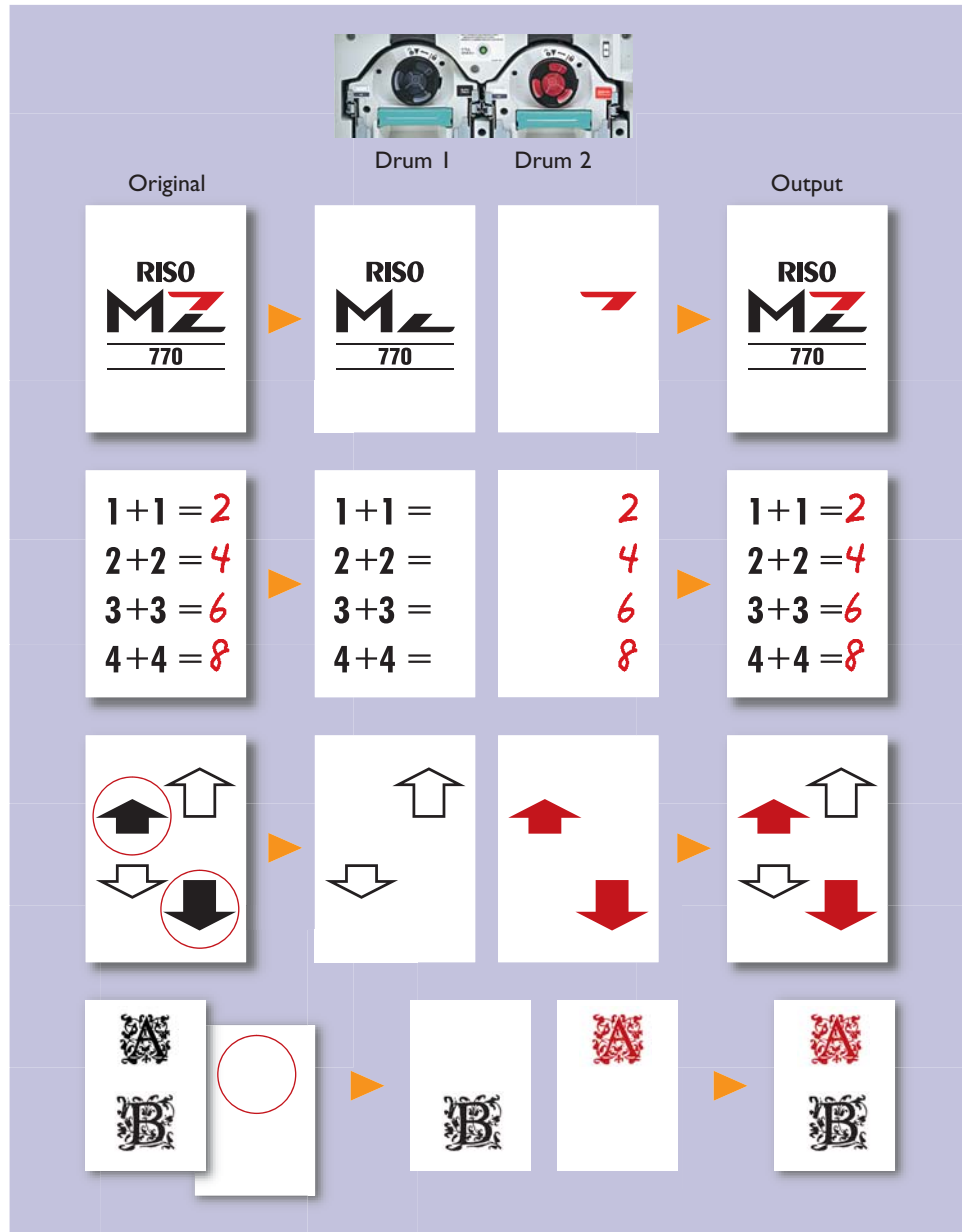
Separation sheet

If you don't wish to mark your original as required for area separation, simply circle the second color area on a separate sheet of paper and scan twice for color separation.

Note: Automatic separation depends to some extent on the type of original used. For best results, please contact your dealer for details on useable colors for originals and pens.

Data from a PC

If you are creating your color original on a PC, the included printer driver software automatically separates the colors into two when you send the data to the printer. Dual-tone color printing is also available.



Convenient intelligent & remote functions

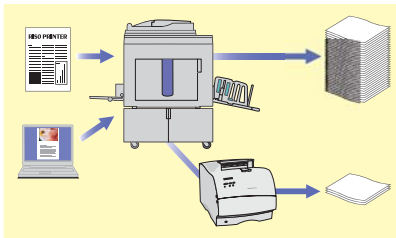
More smart functions for greater convenience

The MZ770 offers yet more functions for greater ease of operation and convenience. These include link print and remote monitoring for networked printers, a variety of energy saving modes, and RISO's unique i Quality System for enhanced quality and convenience.

Link print

Sometimes the print run is too short to justify the cost of making a master, and in this case link print automatically routes the print job to a networked laser printer*, even when you send the original as data from a PC. You can freely set the "cutoff point" – the number of copies below which link print sends the job to the laser printer.

*Please contact your dealer for details of compatible laser printers.



Remote monitoring

You can conveniently monitor a networked printer's condition from your PC. Data displayed includes loaded ink colors, remaining master supply, paper loaded, and much more.



Note: For networking, the optional RISORINC NET network card is required.

Energy saving modes

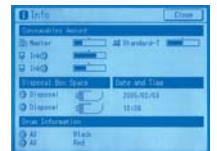
MZ770 offers a variety of energy saving modes including a sleep mode, auto power off after a user-specified time with no activity, and auto power off at a set time – for example 6:00pm.

RISO iQ System™

The RISO i Quality System offers a large number of quality and convenience benefits. Among them are:

- Automatic assurance of optimum print quality.
- Prevention of operator error.
- Warning of shortages in remaining ink/master volume.
- Minimized paper waste.

The RISO i Quality System gives easy monitoring of the status of consumables. Simply press the "i Info" button on the Basic Screen for a graphic display of remaining consumables.



The RISO i Quality mark indicates a RISO product compatible with the RISO i Quality System.

Choose from this wide range of options to enhance your MZ770



Color drum
A wide variety of colors is available. Drums can be stored in their own case.



Auto document feeder AF-VI:N
Automatic feed of up to 50 sheets of originals.



Job separator IV:N
Allows the machine to print and sort into groups separated by tape.



Key card counter IV:N
Helps manage costs by showing number of copies printed and masters used in a given time period.



Special paper feed kit
Allows use of thicker stock such as cards and envelopes.



RISO stand
Sturdy stand also offers convenient storage of consumables.

Document storage card DM-128 CF
Allows storage of frequently used documents for instant recall.

Network interface card RISORINC-NET
Gives the printer network connectin. Comes bundled with RISO-MONITOR remote printer-monitoring software.

Masters
High quality RISO masters provide the best performance match with MZ770 printers, giving a sharp clear image to all your documents.

Wide selection of ink colors
A huge selection of colors lets you add powerful impact to your documents. And because the ink is made by RISO, you're assured of the highest quality results.

Powerful control, easy operation

Logical control panel layout

The control panel is divided into two areas to give you the ultimate in easy, intuitive operation. The right hand side of the panel features dedicated buttons giving one-touch control of all basic operations. The left hand side is equipped with a touchpanel for easy access to the wide range of advanced functions.



Bright, easy-view screen with convenient touchpanel operation

The large, bright screen was developed to provide clear, at-a-glance viewing of functions, and even a preview of how your document will look after printing. Menus are logically grouped: simply step through the various function menus displayed on the touchpanel until you reach the one you want.



Better still, you can even place your most-frequently used functions on the top screen and customize the panel layout.

Dedicated controls for each print drum

Each print drum has its own dedicated controls for setting print density and shifting the entire print area of each color. In addition, a dedicated speed control allows you to set print speed.



Progress arrows

These arrows provide visual confirmation of progress in master-making and printing, so you always know where you are in the process.



Lightweight, front loading print drums



Thanks to front loading design and print drums lighter than ever before, swapping a print drum for one of a different color is a simple operation everybody can quickly and easily carry out.

Easy ink setting



Changing the ink bottle is also quick and easy with front panel access: simply insert the ink bottle and twist into place.

Slide-out master unit



The side-mounted master unit slides out like a drawer for fast, simple replacement of the master roll. Just remove the old one and drop a fresh one into place, and you're ready to go.

Advanced functionality for greater versatility

More control, better results

The MZ770 boasts RISO's most advanced technology to bring you even more control of your finished documents and assure you of the very best results. From the RISO Editor for precise editing or color separation to the selection of photo modes, everything is engineered to give you the best of all worlds.

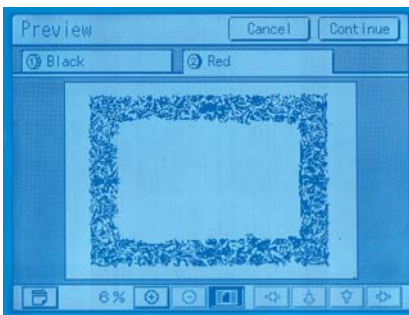
RISO Editor

With the RISO Editor, you can quickly and directly specify which areas should be in which of the two colors, and even move individual blocks of text, photos or illustrations for precise placement to enhance the look of your finished document.



Preview mode

With preview, you can view your document on the touchpanel exactly as it will appear when printed, giving you the opportunity for a final check to ensure it is precisely how you want it.



Line/photo/duo/pencil modes

Select from line, photo, duo or pencil modes. Line mode is best for text-only documents, photo mode is better for photos or illustrations, duo mode gives the best results for documents that are a mix of text and photos, while pencil mode is optimized for illustrations that are drawn in pencil.

A choice of three photo modes



Standard mode is the basic setting designed to give excellent results with the majority of photographs.

Portrait mode



Portrait mode is optimized to give clear gradations of skin tones, resulting in superbly lifelike output.

Group photo mode



This mode uses a special algorithm to clearly show faces in group photos, so subjects can easily pick themselves out.

Pencil mode




Often, illustrations drawn in pencil fail to scan cleanly. Pencil mode is optimized to clearly scan and print such illustrations to assure you of superb results.

Document storage

This allows you to scan and store frequently used items such as letterheads, forms and the like. The touch of a button recalls the data, saving you the need to scan the item every time you wish to use it.

Overlay

If you wish to print a letterhead on a document, simply recall the data and it is then automatically overlaid on the master at the same time as the scanned document.




Stamp

Store your most frequently-used document hold item on a dedicated page of the touchscreen. Then a single touch immediately accesses and prints the item in the second color.

Note: Optional Document Storage Card DM-128CF is required for Document storage, Overlay, and Stamp function.

RISO MZ770



MZ770 Specifications

MZ770	
Master-making/printing methods	High-speed digital master-making/fully automatic stencil printing
Resolution	Scanning resolution: 600 x 600dpi Printing resolution: D600 x 600dpi
Original Type	Book (10kg or less), sheet
Original Size (max./min.)	When using the Stage Glass : 50mm x 90mm – 297mm x 420mm(A3) When using the ADF unit (option) : 90mm x 140mm – 297mm x 420mm(A3)
Original Paper Weight	When using the Stage Glass : 10kg or less When using the ADF unit (option) : 50g/m2 – 128g/m2
Print Paper Size (max.)	297mm x 432mm
Print Paper Size (min.)	Dual color print: 182mm x 257mm (B5) Single color print with drum 1: 100mm x 148mm Single color print with drum 2: 182mm x 257mm (B5)
Print Paper Weight	46g/m2 – 210g/m2
Paper Supply Capacity	1000 sheets(64g/m2)
Printing Area (max.)	291mm x 413mm
Master-making Time (A4/portrait/100% reproduction size)	Dual color print: Approx. 57 seconds Single color print with drum 1: Approx. 24 seconds Single color print with drum 2: Approx. 34 seconds
Image Processing Mode	Line, Photo (Standard, Portrait, Group), Duo, Pencil
Print Reproduction Ratio	Preset enlargements: 163%, 141%, 122%, 116% Preset reductions: 87%, 82%, 71%, 61% Zoom: 50 – 200% Free(individual adjustment of length or width): 50 – 200% Margin±: 90 – 99%
Print Speed	60 – 150ppm, Five steps variable from the control panel (60, 80, 100, 110, 120ppm) 150ppm: selectable from the touch panel
Print Position Adjustment	Vertical: ±15mm, Horizontal: ±10mm
Ink Supply	Fully automatic (1000 ml per cartridge)
Master Supply/Disposal	Fully automatic (approx. 220 sheets per roll)
Master Disposal Capacity	80 sheets per box
Energy Saving Modes	Auto sleep, Auto Power-OFF, Power-OFF schedule
User Interface	LCD Touch Panel with Progress Arrow indicators
Features	Easy 2 Color, RISO Editor, Auto process, Dot screening(4 types), Scanning contrast (Auto + 5 selectable steps), Top and Side margin adj., Book shadow edit, Photo contrast adj., Tone curve adj., Ink saving mode, Multi-up (2/4/8/16/ticket), Renew Page, Preview, Print density adj. (5 steps), Double feed check, Interval print, Program printing, Job memory, Reserve, Auto/manual Idling, Confidential, Combination print, Custom paper entry, Admin. Setting, Direct access and Selection Entry, Document storage*, Overlay*, Stamp*, Link print**, RISO i Quality System
OS	Windows 98SE / 2000 / XP, Mac OS 10.3
Input Port	Parallel (IEEE 1284), Ethernet*** (100BASE-TX, 10BASE-T)
Network Protocol	TCP/IP, NetBEUI, AppleTalk***
Memory	64MB
Power Source	100V–120V AC, 50/60Hz, <7.3A> 220V–240V AC, 50/60Hz, <3.0A>
Dimensions (WxDxH) without stand	When in use: 1605mm(W) x 725mm(D) x730mm(H) When in storage: 1010mm(W) x 725mm(D) x730mm(H)
Weight without stand	Approx. 168kg

Specifications are subject to change without notice. Details may vary depending on the region..

* Optional Document Storage Card DM-128CF is required for Document storage, Overly, and Stamp function.

** Optional Network Card RISORINC-NET and a networked-laser-printer is required for Link print function.
Contact your dealer for details of compatible laser-printers.

*** Optional Network Card RISORINC-NET is required for network and Macintosh connection.

RISO logo is the registered trademark of Riso Kagaku Corporation.
RISO i Q System™ and RISO i Quality mark are trademarks of Riso Kagaku Corporation.



Euro-Profil Szerviz Kft.

1173 Budapest, Határhalom út 4.
Tel.: 06-1-253-1990; Fax: 06-1-253-1988; www.europrofil.hu